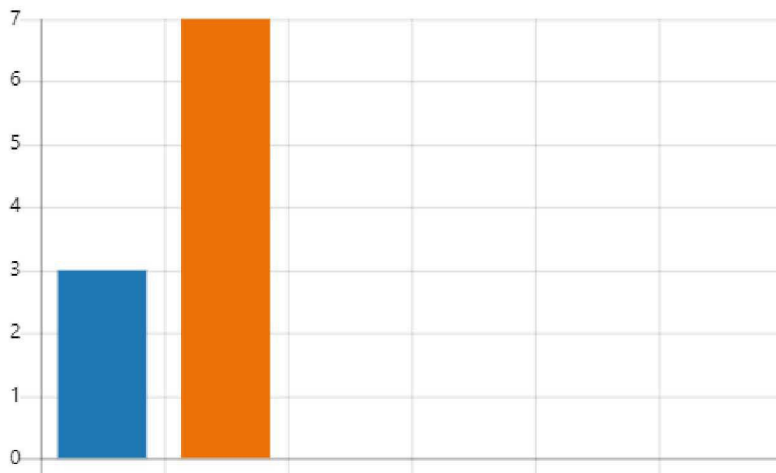


# Local Space Board EDI Profile

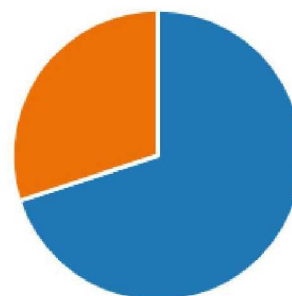
## Gender identification

<span style="color: blue;">●</span> Woman	3 (30%)
<span style="color: orange;">●</span> Man	7 (70%)
<span style="color: green;">●</span> Non-binary	0
<span style="color: red;">●</span> Intersex	0
<span style="color: purple;">●</span> Prefer not to say	0
<span style="color: brown;">●</span> Prefer to specify your own term	0



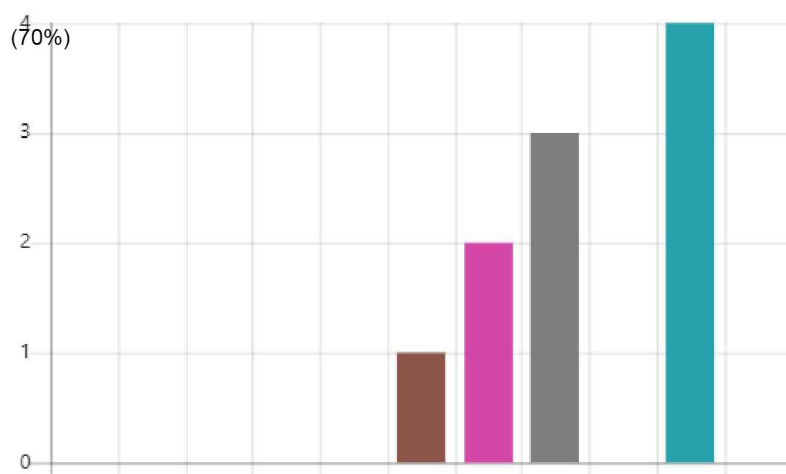
## Married or in a Civil Partnership?

<span style="color: blue;">●</span> Yes	7 (70%)
<span style="color: orange;">●</span> No	3 (30%)
<span style="color: green;">●</span> Prefer not to say	0



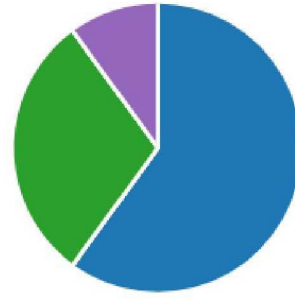
## Age

<span style="color: blue;">●</span> 16-24	0
<span style="color: orange;">●</span> 25-29	0
<span style="color: green;">●</span> 30-34	0
<span style="color: red;">●</span> 35-39	0
<span style="color: purple;">●</span> 40-44	0
<span style="color: brown;">●</span> 45-49	1 (10%)
<span style="color: pink;">●</span> 50-54	2 (20%)
<span style="color: grey;">●</span> 55 - 59	3 (30%)
<span style="color: olive;">●</span> 60 - 64	0
<span style="color: teal;">●</span> 65 +	4 (40%)
<span style="color: blue;">●</span> Prefer not to say	0



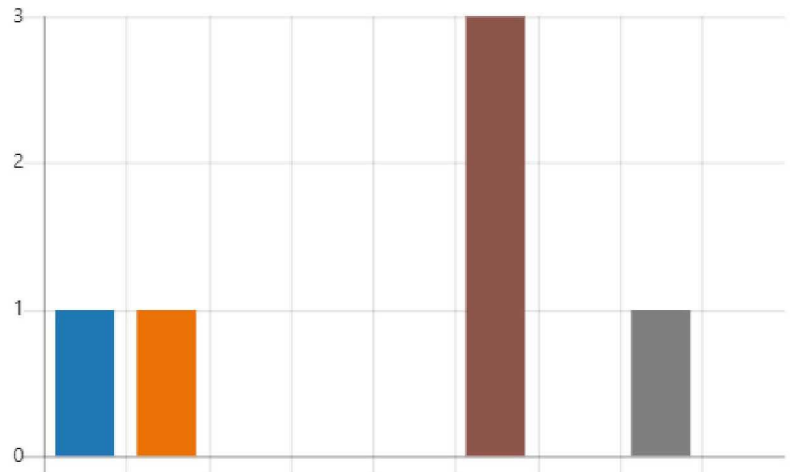
## Ethnicity

White	6	(60%)
Mixed / Multiple Ethnic Group	0	
Black / African/ Caribbean/ Bl...	3	(30%)
Asian / Asian British	0	
Other Ethnic Group	1	(10%)



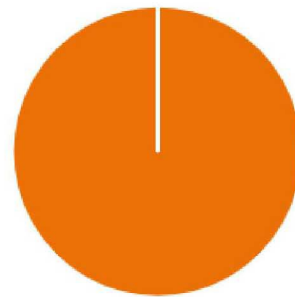
## White

English	1	(10%)
Irish	1	(10%)
Northern Irish	0	
Scottish	0	
Welsh	0	
British	3	(30%)
Gypsy or Irish Traveller	0	
Other White Background	1	(10%)
Prefer not to say	0	



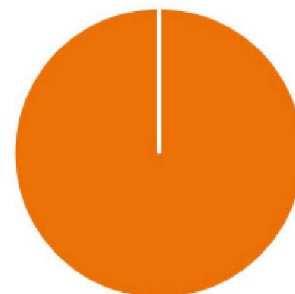
## Black / African / Caribbean / Black British

African	0	
Caribbean	3	(30%)
Other Black / African / Caribb...	0	
Prefer not to say	0	




## Other Ethnic Group

Arab	0	
Other ethnic group	1	(10%)
Prefer not to say	0	



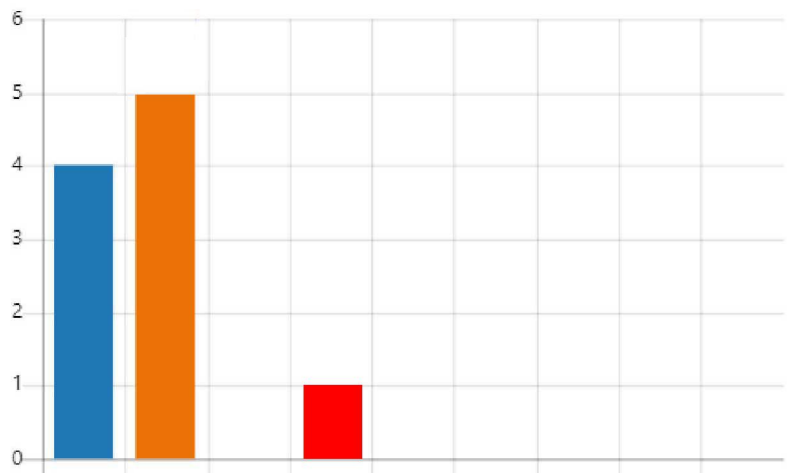
## Sexual Orientation

● Hetrosexual	10
● Gay	0
● Lesbian	0
● Bisexual	0
● Prefer to specify your own term	0
● Prefer not to say	0



## Religion or Belief

● No religion or belief	4	(40%)
● Christian	5	(50%)
● Buddhist	0	
● Muslim	1	(10%)
● Jewish	0	
● Hindu	0	
● Sikh	0	
● Other	0	
● Prefer not to say	0	



## Disability or Health Condition?

● Yes	2	(20%)
● No	8	(80%)
● Prefer not to say	0	

